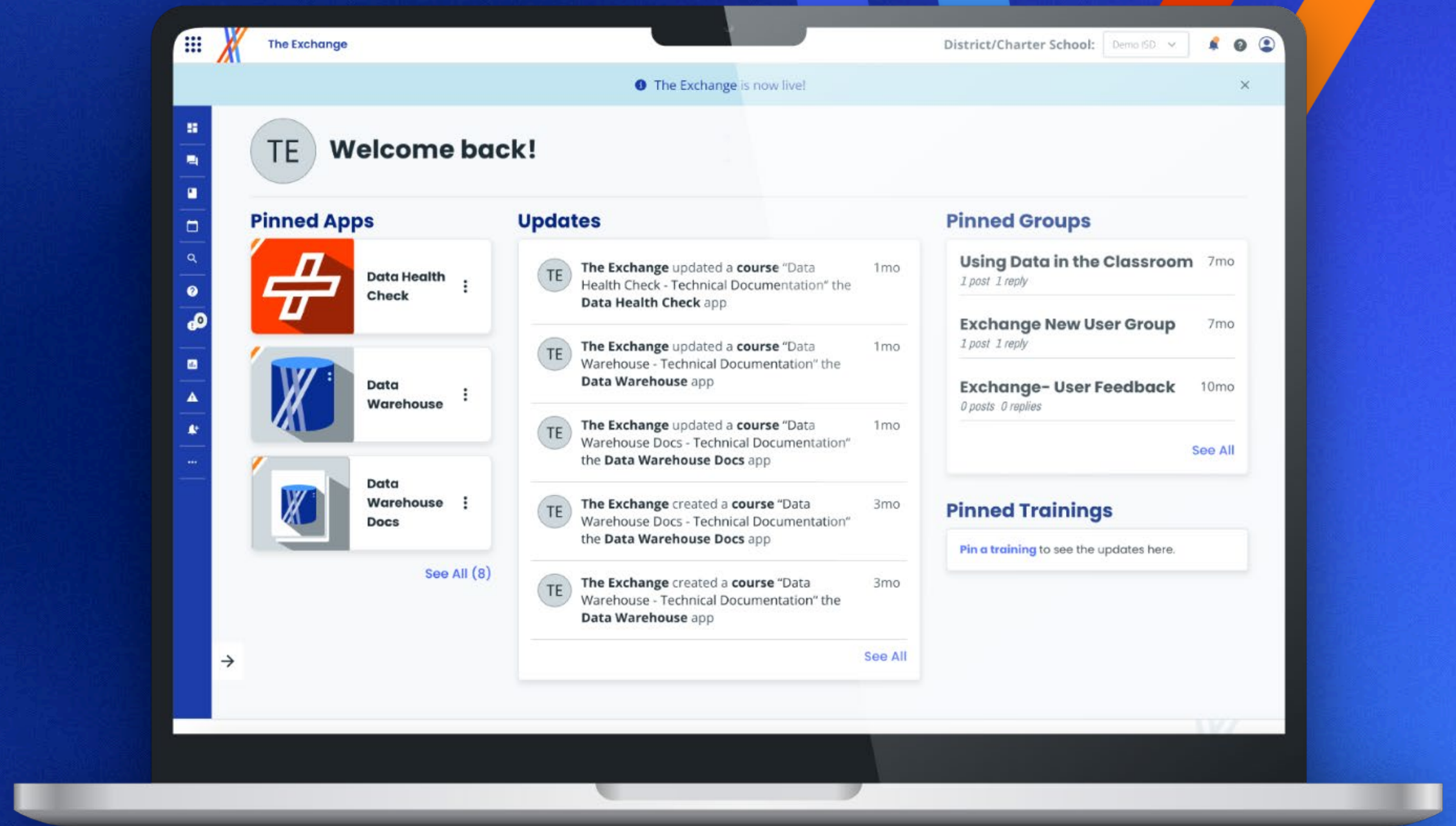


Data
that drives
decisions.

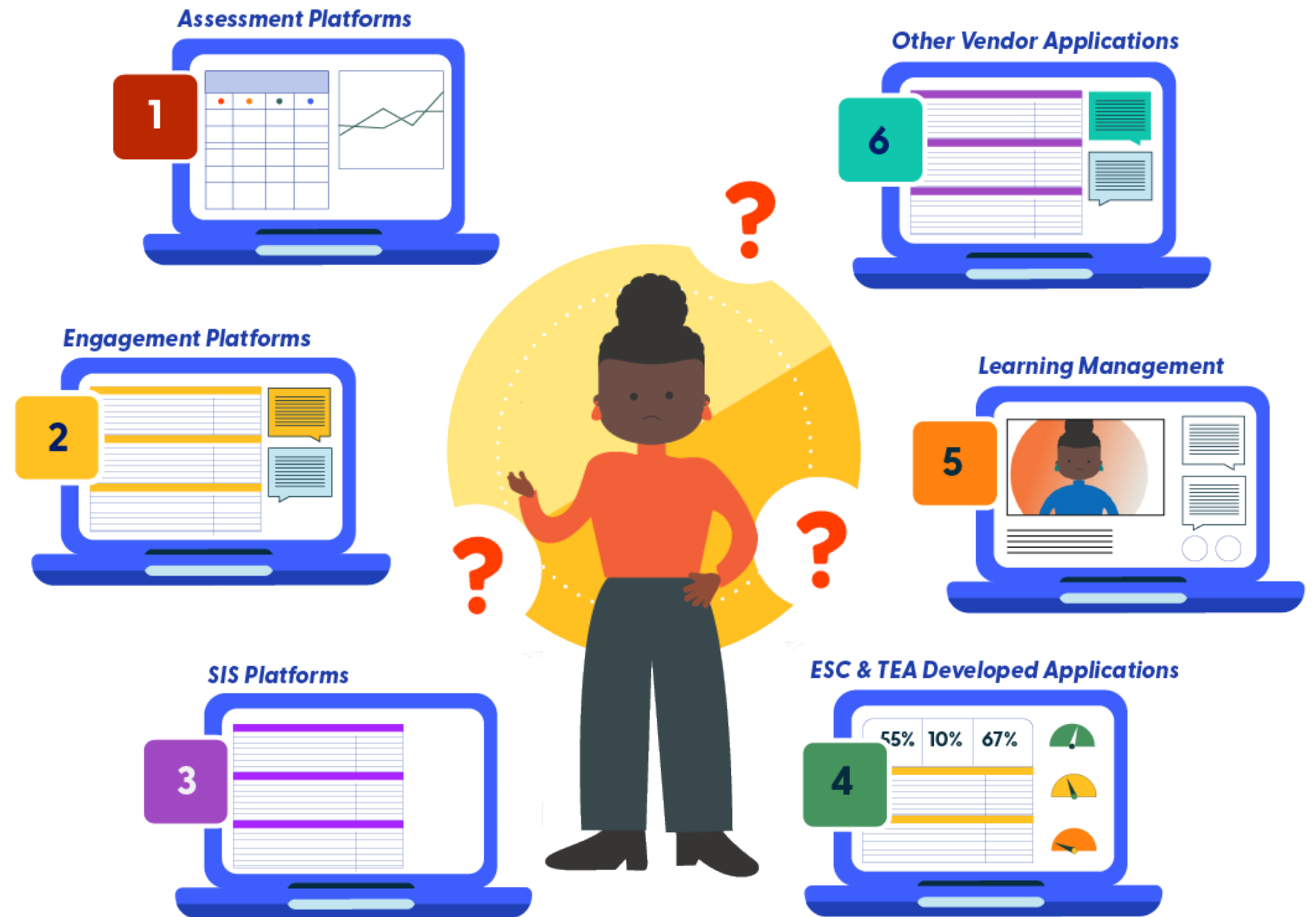
Insights
that drive
impact.



THE PROBLEM:

Districts are Drowning in Disconnected Data

It's not a people problem; it's a data connection problem.



Disconnected Systems Cost Teachers Time Every Day

- Teachers use **10–15+ digital applications daily** for instruction, assessment, communication, etc.
- A district in the Region 4 area uses **64 apps** for teachers across the district
- Teachers can lose 1–3 hours per week to:
 - Logging in and out of systems
 - Manually pulling grades, attendance, behavior, and notes
 - Reconciling data across platforms for planning and grading





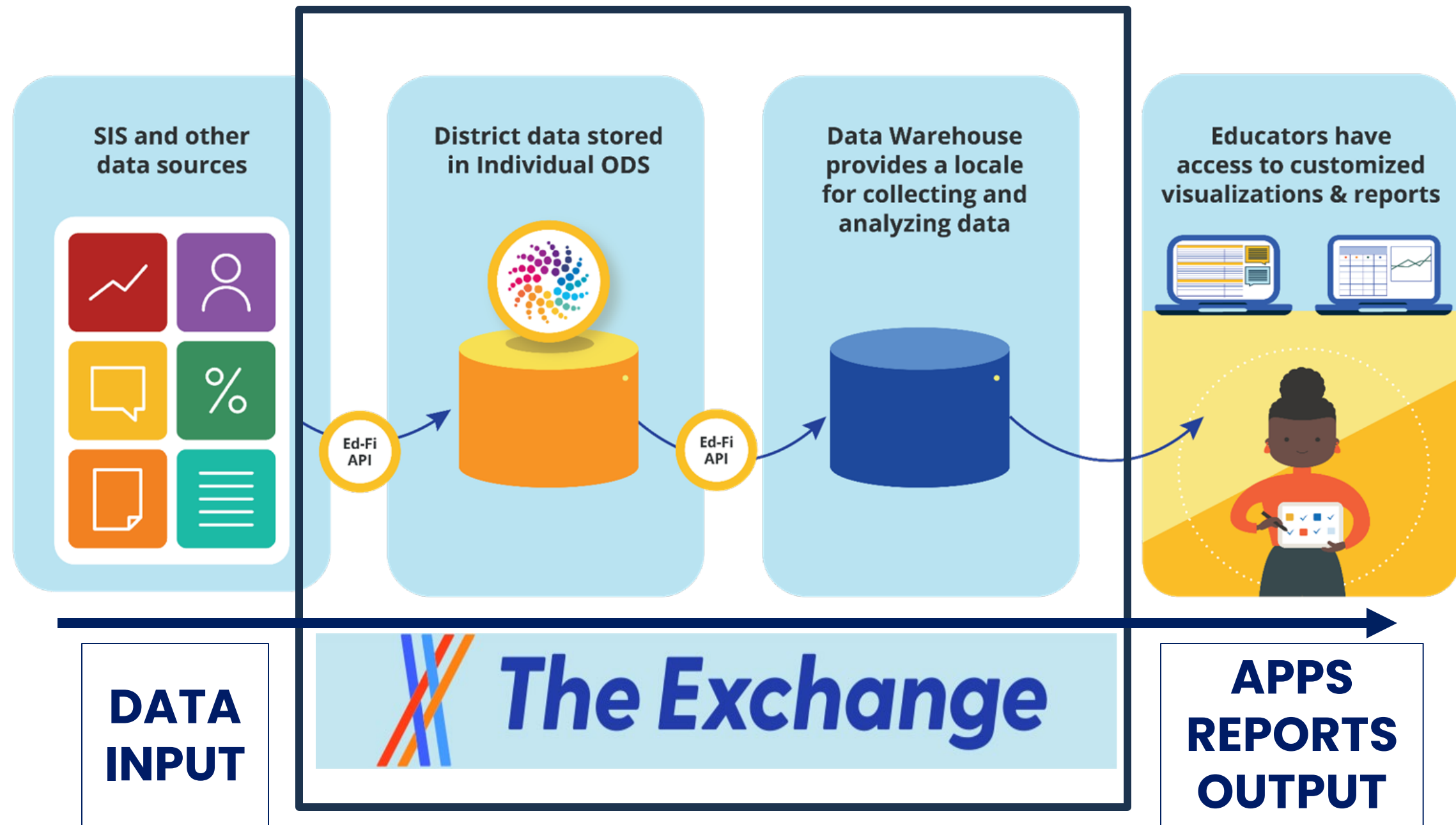
Disconnected Systems Cost Districts Money

Texas school districts collectively spend hundreds of millions of dollars each year on data-related staffing, systems, and services—much of it driven by fragmented data systems and manual processes rather than instructional needs.

WHAT THE EXCHANGE DOES:

- **One connection. Everything your district needs.**
- Your teachers and admins get **dashboards updated daily**
- Your ed-tech vendors get **clean, accurate roster data automatically**
- You catch data errors before they affect your accountability rating or funding
- **"Submit your data once. Use it many times."**
- **Free to join.** No new procurement.
- Works with ASCENDER, PowerSchool, Skyward, and more.

Enables Data flow automatically and seamlessly between systems with a single Integration.



What You Get (The CORE Apps)



Leadership Analytics

Analytics and reporting dashboard supporting regional and district level decision-making




Rally

Teacher app with access to integrated academic, well-being, and predictive data at the classroom and student level



Data Health Check

Data quality validation and readiness assessment app (TSDS and other Ed-Fi Data)



Roster Relay

Standardized rostering app with identity synchronized across systems



Student Passport

Secure student data management, access, and data portability services

Exchange Community: Shared community space for The Exchange users to collaborate, assist each other's understanding, and provide feedback in a safe environment supporting the core governance and helping with system adoption.



Exchange Data Warehouse: The Exchange Data Warehouse provides a locale for collecting and analyzing data. It allows ESCs and districts to pull student data for creating customized reports to empower decision-making.

And More...



Tech Console

Configure and onboard The Exchange for your district or charter schools.



Runway

Import data like summative and benchmark assessments directly into The Exchange ecosystem for visualization and use in other Exchange applications



CCMR Insights

Help school staff get and keep high school students on track for Career, College, and Military Readiness (CCMR). Helps maximize accountability



TalentED

Dashboards focused on connecting school districts and charter schools with talent data related to hiring and retention



Panorama

Panorama, Skyward, and TEE are bringing AI-powered MTSS tools for insight and personalized interventions

Exchange Community: Shared community space for The Exchange users to collaborate, assist each other's understanding, and provide feedback in a safe environment supporting the core governance and helping with system adoption.



Exchange Data Warehouse: The Exchange Data Warehouse provides a locale for collecting and analyzing data. It allows ESCs and districts to pull student data for creating customized reports to empower decision-making.

More Time for Teaching. Better Decisions for Students.

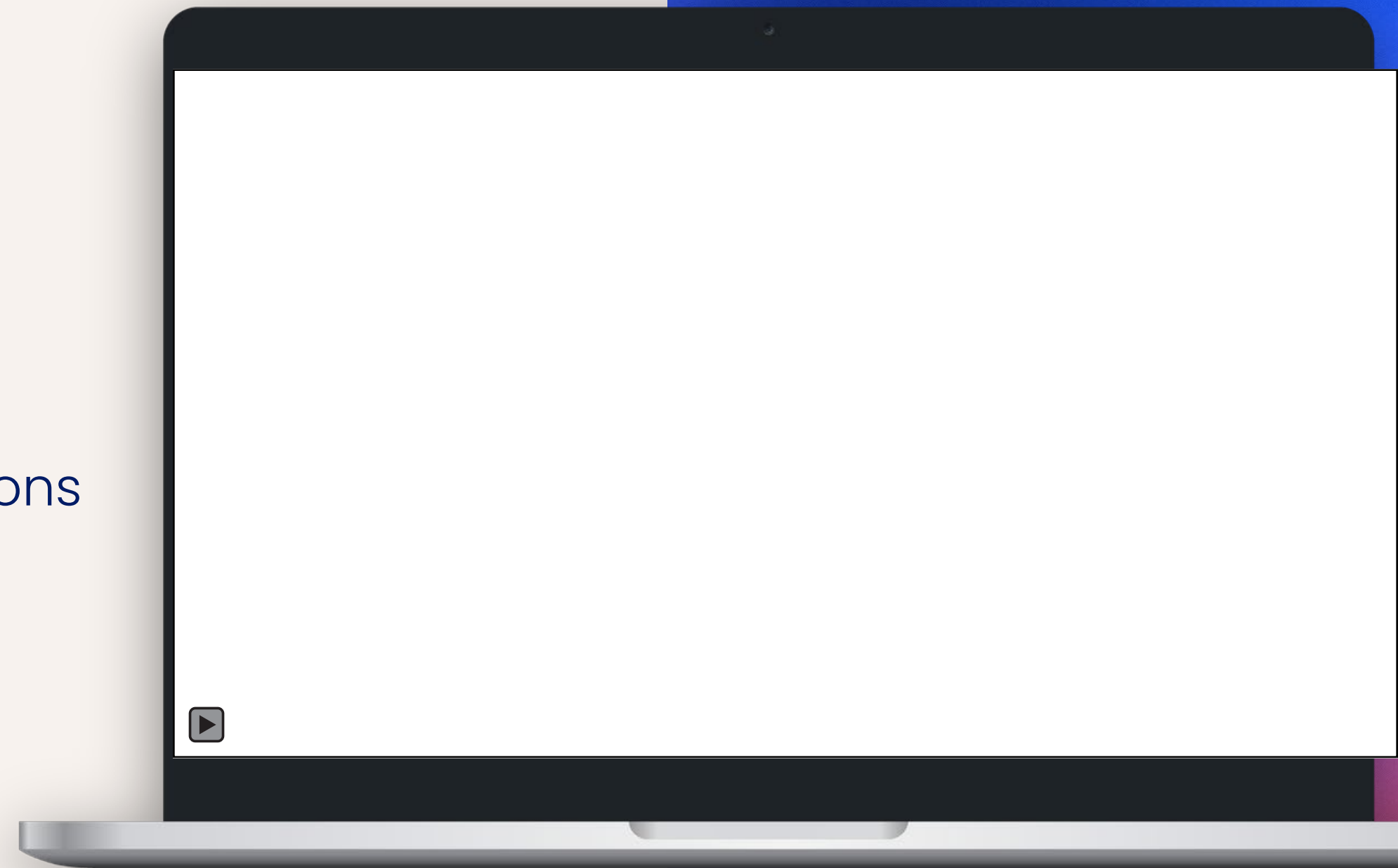
With The Exchange as the integrated hub:

- Fewer logins, fewer clicks, fewer manual steps
- Faster access to the data teachers already use
- Future-state: AI can pull information across connected apps and make recommendations:
- Intervention grouping
- Individualized instruction planning

A baseline estimate indicates that even **30–60 minutes per week** returned compounds across a school year.

Schools Can Use Data to Improve Student Outcomes

- ✓ Identify struggling students early
- ✓ Act in real-time with targeted interventions
- ✓ Turn insights into action



2026 District Onboarding Status

District (Region 4)	SIS
Ambassadors Preparatory Academy-84804	Ascender
Amigos Por Vida-Friends For Life Pub Chtr Sch-101819	Ascender
Aristoi Classical Academy-101803	Ascender
Bridgeway Preparatory Academy-57851	Ascender
Comquest Academy-101842	Ascender
Draw Academy-101856	Ascender
El Paso Academy-71804	Ascender
Elevate Collegiate Charter School-101877	Ascender
ETOILE ACADEMY - 101872	Ascender
Excel Academy-101811	Ascender
George I Sanchez Charter School-101804	Ascender
Houston Classical Charter School-101878	Ascender
Houston Gateway Academy, Inc.-101828	Ascender
ODYSSEY ACADEMY - 84802	Ascender
Raul Yzaguirre Schools For Success-101806	Ascender
Southwest Public Schools-101838	Ascender
STEP Charter School-101859	Ascender
The Pro-Vision Academy-101868	Ascender
Two Dimensions Preparatory Academy-101840	Ascender
WEST HARDIN COUNTY ISD - 100908	Ascender
WOODVILLE ISD - 229903	Ascender
CYPRESS FAIRBANKS ISD - 101907	eSchoolPlus
Palestine ISD-001907	Skyward Qmlativ
MONTGOMERY ISD - 170903	Skyward Qmlativ
LAMAR CISD - 79901	Skyward SMS



Success Stories



That changes the conversation with the family and the child.

We need to dig into why the absence is happening for the intervention to be effective.

Sandra Sexton

Director of Technology, Library/Media Services and NLSP Hondo ISD



Early Interventions

Using Leadership Analytics, struggling students were identified and received real-time, targeted, effective interventions.



CCMR Insights helped me see how close a student was to satisfying the requirements for admission to their college of choice at The University of Texas at San Antonio.

Anthony Yim

College Career Readiness Coordinator, Lamar CISD



**College
Readiness**

The Impact

- Clarifies funding opportunities tied to CCMR outcomes
- Greater number of college and career ready students



Maximize CCMR Funding.

Minimize the work.

[*CCMR Insights data 2025](#)

The Exchange + CCMR insights

Powered by The Exchange

51%
ratings
increase

- Automated data collection
- Error-free, unified reporting
- Actionable insights to boost CCMR performance
- **51% increase** in accountability ratings in pilot districts

Pain Points

- Manual processes slow teams down
- Inaccurate, inconsistent reporting
- Duplicate data entry across systems
- Missed funding opportunities

Disconnected data systems don't just increase cost—**they limit districts' ability to use data for timely, meaningful decision - making.**



Ready to Get Started?

Set up a demo by emailing us at information@txedexchange.net.



Follow The Exchange



[@txedexchange](https://twitter.com/txedexchange)



[Texas Education Exchange](https://www.linkedin.com/company/texas-education-exchange)



[TXEDEXCHANGE.NET](https://www.txedexchange.net)

DATA INSIGHTS *DRIVEN BY COMMUNITY*